

BREAST AESTHETICS SURGERY:

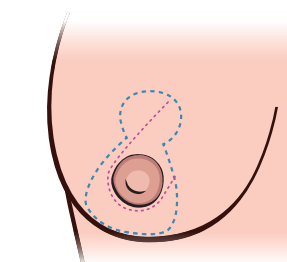
Mastopexy / Breast Uplift

What to Expect

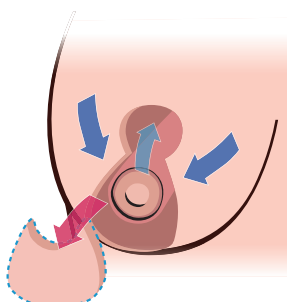
OPERATION DURATION

This surgery is performed under general anaesthetic and usually takes 2-3 hours.

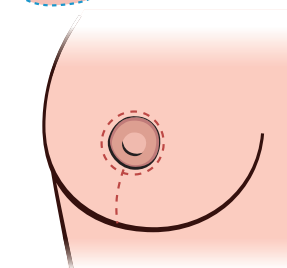
PROCEDURE



a. The excess fat and skin are removed from the breast.



b. The breast is re-shaped, and the nipple is lifted.



c. A lollipop shaped scar remains.

Diagram: Breast Reduction

HOSPITAL STAY

You will routinely be in hospital for 1 night, depending on your recovery. Everyone is different, and your recovery will be tailored to your needs.

Dr Taylor will not visit you daily while you are in the hospital. You will have 24/7 hour specialist Registered Nursing care, and if you have any concerns, you can talk to them, and they will contact Dr Taylor. Dr Taylor will phone your nurses for daily updates and provide over-the-phone instructions. He will come in to see you if you have any issues.

Our specialist nurse will follow up with you on the phone once you have been discharged. You will also be given her direct contact number. Feel free to phone or message her 9am - 5pm, 7 days a week, if you have any questions or concerns.

HOW LONG SHOULD YOU BOOK OFF WORK

This depends on your profession - If you work in an office/non-strenuous job 1-2 weeks. However, if you have a physically demanding job you may require 6 weeks, depending on the type of work. Your specific requirements will be discussed with you on an individual basis.

If you need a medical certificate, please email admin@drduncantaylor.com.au

What Complications May Occur After This Procedure?

GENERAL POSSIBLE COMPLICATIONS OF ANY PROCEDURE

- Bleeding
- Infection at the surgical site
- Allergic reaction to equipment, materials or medication
- Blood clot in your leg or lungs
- Chest infection

SPECIFIC POSSIBLE COMPLICATIONS OF THIS PROCEDURE

- Wound healing problems - wound has delayed healing and may open up (dehiscence)
- Lump developing under your wound caused by blood collecting (haematoma)
- Lump developing under your wound caused by fluid collecting (seroma)
- Developing a hard lump in the breast (fat necrosis)
- Change of sensation on the breast skin and around the scars
- Loss or change of nipple sensation and or reaction to cold or touch
- Asymmetry between breasts
- Shape or contour irregularities
- Reduced ability to breastfeed

CONSEQUENCES OF THIS PROCEDURE

- Discomfort, swelling and bruising (temporary)
- Scars on the breast

How to Prepare for Your Procedure

FASTING

You are required to fast for a General Anaesthesia. You cannot have any food or fluids (including lollies, chewing gum) 6 hours prior to your surgery.

You can have some sips of water only up to 2 hours prior to your surgery and then nothing at all after this time.

If you take regular medication, please check with our nurse to see if you should be taking your medication in the

lead up to/on the day of your surgery. Some medications should be withheld.

THE MORNING OF SURGERY

You will be asked to arrive at the hospital approximately 2 hours prior to your surgery start time. Our Practice Manager will email you your admission information, which will include time and where to go, 1-2 weeks prior to your surgery date.

Dr Taylor will see you in the pre operative area before you go into theatre. He will mark out your breasts for your surgery. This process needs to be completed whilst you are awake, as he requires you in a standing position.

PRE-OP WASH

Please purchase a pre-op chlorhexidine wash from the pharmacy. Use this whilst showering, the night before and the morning of your surgery.

DRAINS

You will not routinely have any drains.

SUPPORT GARMENT

You will need to purchase a surgical compression bra before your surgery:
Breast Care WA After Surgery Garment & Fitting Specialists
www.breastcarewa.com.au

Please bring this with you on the day of surgery - bring it into the theatre.

Wear your garment 24/7 for 6 weeks (including in the hospital). You can remove the garment to shower).

Post-Operative Instructions

ACTIVITY

You can get up and moving the same day after your surgery, once you have recovered from your general anaesthetic.

Please do not do any physical activity or heavy lifting over 10 kgs for 4-6 weeks. No rigorous activities including tennis, horse riding, golf or aerobics for 8 weeks. After this time you can ease back into your usual activities.

You can drive after approximately 1 week or when you feel able.

PAIN RELIEF

You should not be in significant pain after your surgery. You will be prescribed regular pain relief by your anaesthetist, for on the ward post surgery. If you have pain on top of this, you should ask for additional pain medication, which will be prescribed on your drug chart should you need it.

You will not be discharged from the hospital until your pain is well managed on oral medications. Please take paracetamol regularly and your stronger pain relief, if required. If you have severe pain that is not responding to the pain relief, please phone our nurse during office hours.

Please do not put ice packs on your wounds.

Do not take aspirin.

ANTI-INFLAMMATORIES

You may be prescribed some anti-inflammatories whilst you are in hospital and you will also be discharged with some. Please take the entire course, even if you are not in pain. Please take this medication as prescribed on the box by your anaesthetist.

If you are not prescribed any anti-inflammatories, you may take over the counter Ibuprofen as required.

ANTIBIOTICS

You will be given a 5 days course of oral antibiotics. Please take the full course.

BLEEDING

If the wound starts to bleed, please apply firm pressure for 15 minutes. If a dressing is in place, please do this over the top of the dressing (do not remove the dressing).

This should control the bleeding. However, if it is not easily controlled or does not subside, please phone our nurse specialist during working hours, go to an after-hours GP clinic or visit an emergency department.

INFECTION

If your wound becomes hot, swollen, oozes pus, or you are spiking temperatures, the wound may be infected. Please phone our nurse immediately within business hours or attend your GP, after-hours GP or Emergency.

REMOVAL OF SUTURES

Sutures used during these procedures do not require removing and they will dissolve on their own.

WOUND & DRESSING CARE

Your wounds will be covered with surgical tape and glue – this is waterproof. You can shower as usual and pat dry.

You can remove this dressing gently whilst wet in the shower after approximately 3 weeks.

If you do have a standard dressing on, please sponge bath around these to avoid getting the dressing wet and leave it intact until you are seen in the nurse dressing clinic 5 -10 days post-op.

Do not immerse the wound in water, i.e. swimming or bathing for 6 weeks, or until the wound is completely healed.

Bruising takes around 2-3 weeks to resolve, and swelling can take up to 3-6 months to resolve completely.

SLEEP

Do not sleep on your stomach for 6 weeks.

MASSAGING FOR SCAR REDUCTION

Commence massaging your scars once your dressings are removed and wounds have healed - approximately 3-4 weeks post-op.

It is recommended that you massage your scars with emollient or bio oil for 5 minutes, 2-3 times per day.

Wipe off residual product and then apply a silicone gel (this dries creating a film on the scar). Continue this for 3-6 months.

Other Useful Tips

The power outlet in your hospital room is often quite far away from your bed. We suggest bringing a long charging cable for your phone, so you can keep it in reach.

Follow Up

Dr Taylor will be in contact with the nurses looking after you on the ward. If you are well post-op, he will discharge you after speaking with your nurse over the phone. He will only come in to see you on the ward if you are having any issues. Our nurse will phone you the day after discharge to check in on you (this call may be after hours).

If you are concerned at all or have any questions, please phone our clinic to speak with our practice nurse.

Follow up appointments:

- 5-10 days after your procedure post surgery wound check in our nurse clinic.
- 6 weeks post surgery review in Dr Duncan Taylor's day clinic.

If you have any questions please contact us:

Phone (08) 9439 7406 | **Fax** 08 6266 3751

Email admin@drduncantaylor.com.au

Healthlink DMTaylor

Rooms 106 Outram Street, West Perth, WA, 6005

For more information visit drduncantaylor.com.au